

RECEIVE SPIRIOCAST WITH SPIRIO



HIGH RESOLUTION REMOTE PIANO BROADCASTING

SPIRIOCAST offers an unrivaled, unfiltered audio and visual experience delivered to any and every STEINWAY & SONS SPIRIO, the world's finest high resolution player piano. SPIRIOCAST revolutionizes the experience of live, remote performance.

SPIRIOCAST is the broadcast of high resolution music data, perfectly in sync with video and audio from one SPIRIO | r piano to one or many SPIRIO instruments.

Follow these simple steps to enjoy revolutionary SPIRIOCAST technology in your home.

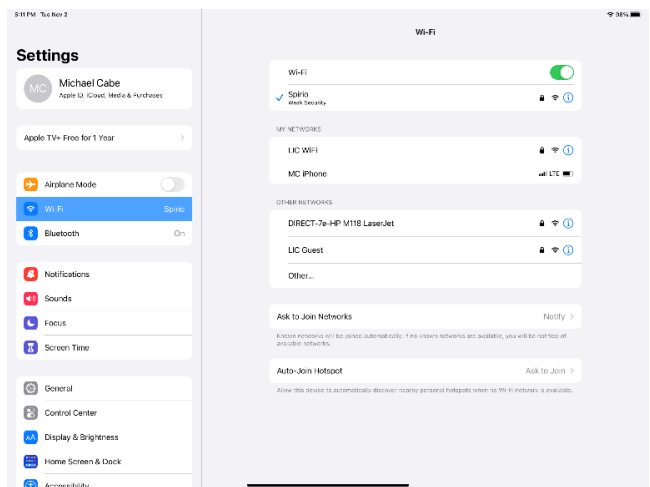
PERFORMANCE REQUIREMENTS

- 50 Mbps (at the piano) is the minimum required network upload and download speed to ensure a flawless SPIRIOCAST experience.
- To test your network, place the iPad on or near the piano and navigate to *www.speedtest.net*. Select “Go” to begin a network speedtest.
- Be sure your SPIRIO has received all recommended technical service (tuning, system calibration, etc.) to ensure playback accuracy.
- Ensure the iPad, Spirio App and piano software are updated frequently.

PREPARATION FOR SPIRIOCAST

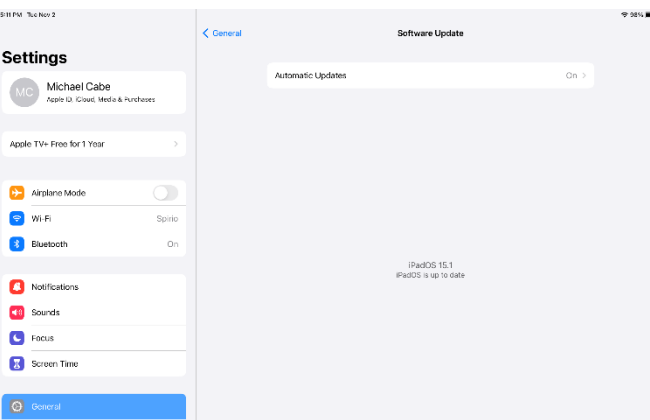
STEP ONE

- Ensure iPad is connected to Wi-Fi
 - *iPad Settings > Wi-Fi > Select a network*



STEP TWO

- Ensure iPad software is up-to-date
 - *iPad Settings > General > Software Update*

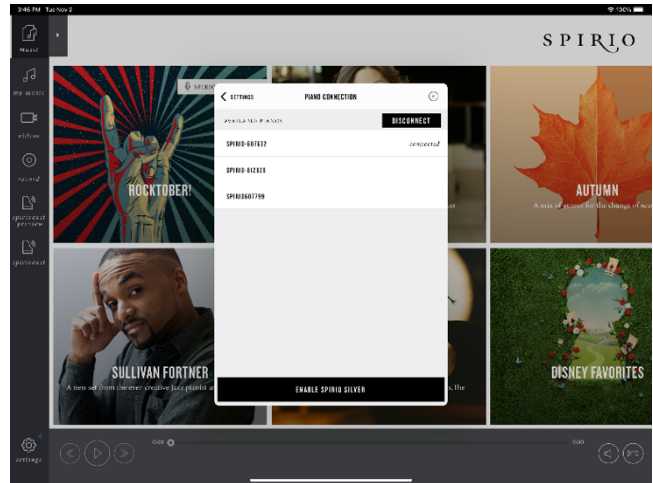




STEINWAY & SONS
SPIRIO

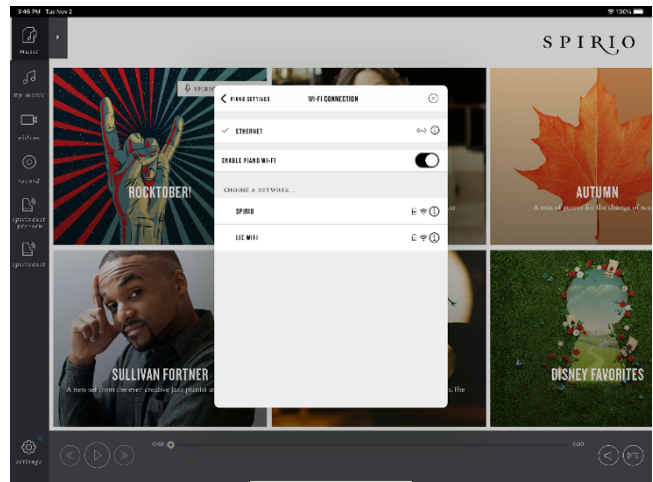
STEP THREE

- Connect iPad to SPIRIO
 - *Spirio App > Settings > Piano Connection > select piano*



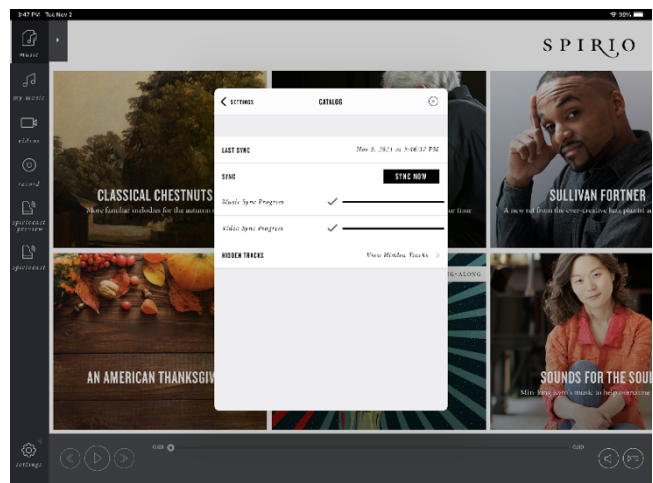
STEP FOUR

- Connect SPIRIO to local Wi-Fi network (or hardwire using the Ethernet port)
 - *Spirio App Settings > Piano Settings > Connect Piano to Wi-Fi network > select desired network*
 - *Note: iPad and SPIRIO must be on the same network to manage SPIRIOCAST. If using Ethernet port on SPIRIO, be sure source network is the same as Wi-Fi received by the iPad.*



STEP FIVE

- Confirm network performance (Catalog Sync)
 - *Spirio App Settings > Catalog > Sync Now*
 - A successful Sync is indicated by a solid line by *Music Sync* and *Video Sync*, along with the completion check mark

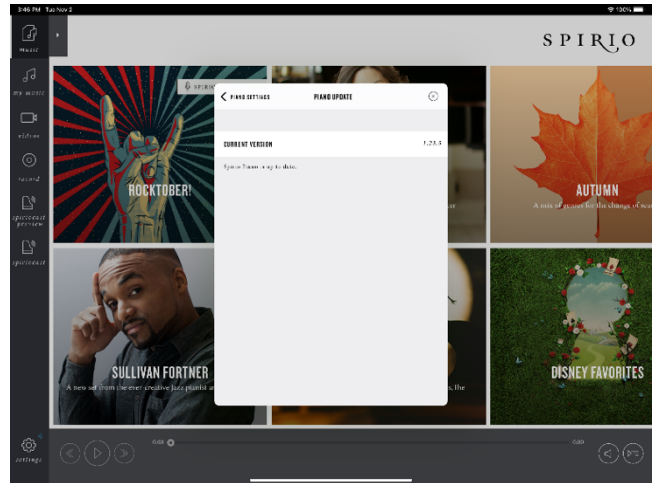




STEINWAY & SONS
SPIRIO

STEP SIX

- Confirm SPIRIO software is up to date
 - *Spirio App Settings > Piano Settings > Piano Update*



STEP SEVEN

- Test the local system readiness with the System Check tool
 - *Spirio App > Spiriocast > Spiriocast System Check > select Join*
 - Look for excellent sync between SPIRIO piano, video, and audio



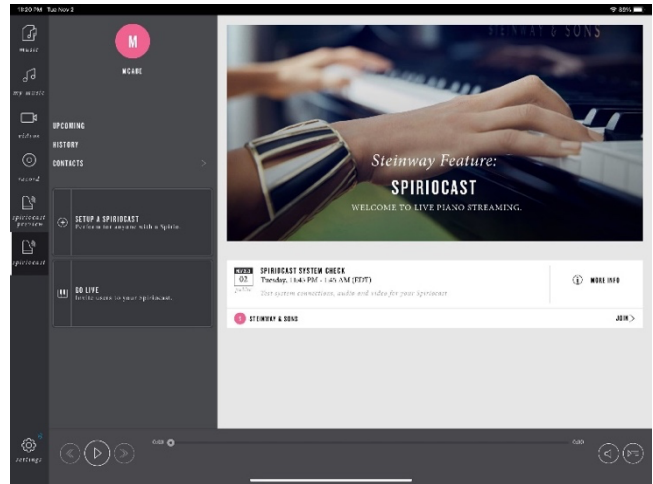


STEINWAY & SONS
SPIRIO

JOIN A LIVE SPIRIOCAST

STEP ONE

- Access *Spiriocast*
 - *Spirio App* > *Spiriocast*



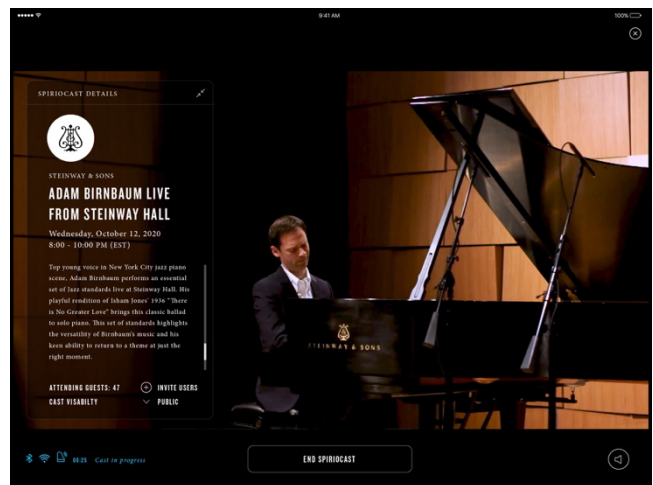
STEP TWO

- Test the local system readiness with the System Check tool
 - *Spirio App* > *Spiriocast* > *Spiriocast System Check* > select *Join*
 - Look for excellent sync between SPIRIO piano, video, and audio



STEP THREE

- Identify the desired live SPIRIOCAST event
 - *Spirio App* > *Spiriocast Event Pane*
- Select *Join*
 - When finished, close out at top right





STEINWAY & SONS
SPIRIO

FAQ

- **How can I view SPIRIOCAST events on a TV/monitor?**
 - Connect your SPIRIO to the TV/monitor via HDMI. The HDMI output port is located in the SPIRIO controller, underneath the piano.
- **I notice playback hiccups/buffering in the video. What should I do?**
 - Close out of the video and rejoin.
 - Check network performance with a network speedtest (www.speedtest.net).
 - Close SPIRIO App. Reopen and rejoin cast.
 - Disconnect SPIRIO power. Wait 45-60 seconds prior to re-connecting to power. Reconnect.
- **I'm not receiving any audio from the TV.**
 - Confirm TV/monitor settings are configured for audio output from SPIRIO HDMI input port.
 - Check volume level on TV/monitor or speaker system.
 - Confirm audio signal using iPad audio volume.
- **SPIRIO is connected to a TV/monitor but no video or audio is available**
 - Disconnect SPIRIO power. Wait 45-60 seconds prior to re-connecting to power. Reconnect.
 - Confirm correct input settings and configuration on TV/monitor.
 - Test volume on iPad to confirm audio is currently playing.

BEST PRACTICES

- Ensure your SPIRIO piano regularly receives all technical service and maintenance from a Steinway-trained SPIRIO technician.
- Ensure the Wi-Fi signal strength at the piano is strong and reliable.
- Ensure the iPad, Spirio App and piano software are updated frequently.
- Confirm network connections (Wi-Fi, Bluetooth) and performance (SPIRIOCAST System Check) are ready prior to a live SPIRIOCAST event

*If you need further assistance, please contact Steinway in your region.
Europe, Middle East and Africa: please contact your Steinway representative.
Americas: please contact your Steinway representative or email spiriosupport@steinway.com.*